NO.	NAME	MATERIAL	FINISH
1	Housing	High-Thermoplastic	
2	Terminal	Copper Alloy	Gold-Matte Tin Plated or Pd - Ni+Gold-Matte Tin Plated
3	PAD	Alloy	
4	Top Shell	Alloy	Nickel Plated
5	Bottom Shell	Alloy	Nickel Plated
6	Mid-Plate	Alloy	Nickel Plated

REV	ZONE	REVISION	DATE	DWG.

A12	GND	Ground return	B1	GND	Ground return
A11	SSRXp2	Positive half of second SuperSpeed RX differential pair	B2	SSTXp2	Positive half of second SuperSpeed TX differential pair
A10	SSRXn2	Negative half of second SuperSpeed RX differential pair	B3	SSTXn2	Negative half of second SuperSpeed TX differential pair
A9	VBUS	Bus Power	B4	VBUS	Bus Power
A8	SBU1	Sideband Use (SBU)	B5	CC2	Configuration Channel
A7	Dn1	Negative half of the USB 2.0 differential pair – Position 1	B6	Dp2	Positive half of the USB 2.0 differential pair – Position 2
A6	Dp1	Positive half of the USB 2.0 differential pair – Position 1	B7	Dn2	Negative half of the USB 2.0 differential pair – Position 2
A5	CC1	Configuration Channel	B8	SBU2	Sideband Use (SBU)
A4	VBUS	Bus Power	B9	VBUS	Bus Power
A3	SSTXn1	Negative half of first SuperSpeed TX differential pair	B10	SSRXn1	Negative half of first SuperSpeed RX differential pair
A2	SSTXp1	Positive half of first SuperSpeed TX differential pair	B11	SSRXp1	Positive half of first SuperSpeed RX differential pair
A1	GND	Ground return	B12	GND	Ground return
Pin	Signal Name	Description	Pin	Signal Name	Description

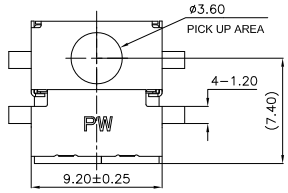

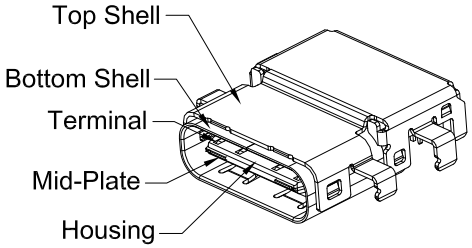

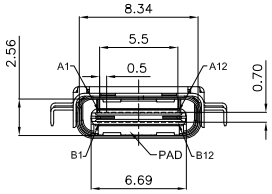

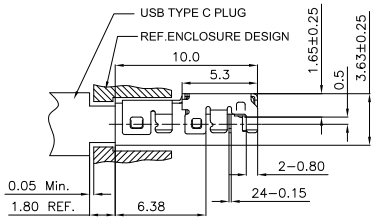

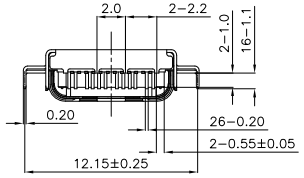

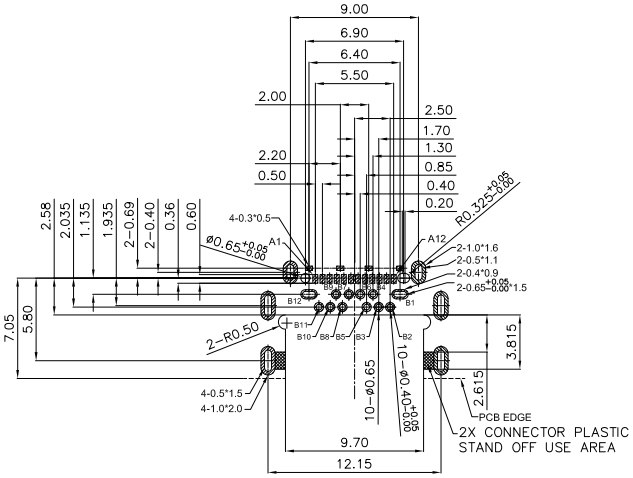

RECOMMENDED PCB LAYOUT
TOP VIEW
TOLERANCE:±0.05mm
PCB THICKNESS: 1.00±0.05mm

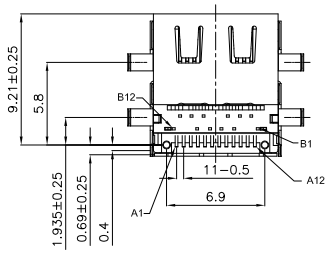

TACLEX ELECTRONICS CO., LTD.	COMPUTER NO.		UNIT	SCALE	PART NAME
	D:\DWG\TUA-S90E		mm	1 : 1	USB,Type C,Receptacle, Offset,Single Port,SMT,THT
	DWG.	Plum Li	DWG. DATE	2015/09/17	TOLERANCE
	CKD.	Jay	CKD. DATE	2015/09/17	0.000 mm ± 0.075 mm 0.00 mm ± 0.15 mm 0.0 mm ± 0.25 mm
	APPD.		APPD. DATE		REV. A.0
MODEL	TUA-S90EB-DM2S-TR	PAGE 1 OF 1			