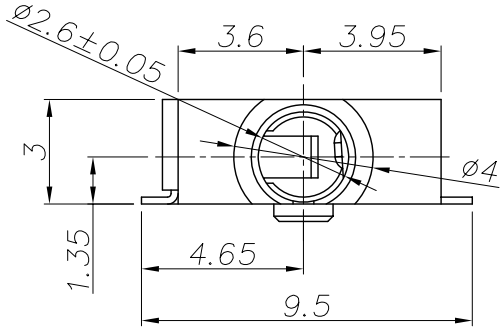

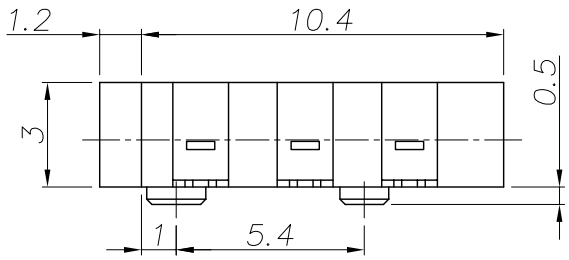

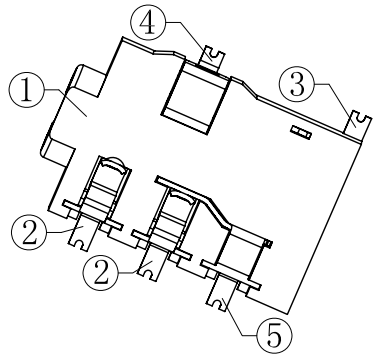

Ordering information:

TPJ-2A300 - □ □□ □□ □ □□ □

(1) (2) (3) (4) (5) (6) (7)

(1):Series No.

(2):Schematic option:A, B, C, D

(3):Material of housing:
9T=PA9T

(4):Bushing or Housing color:
0A=Black 2_=Red 3_=Orange
Zero 4_=Yellow 5_=Green 6_=Blue

(5):Terminal plating
S:Silver(Ag) T:Tin(Sn)
G:Gold(Au)

(6):Special option:
00:No special option

(7):Packing mode:
1:Tape reel packing
3:Plastic box packing
4:Bag packing

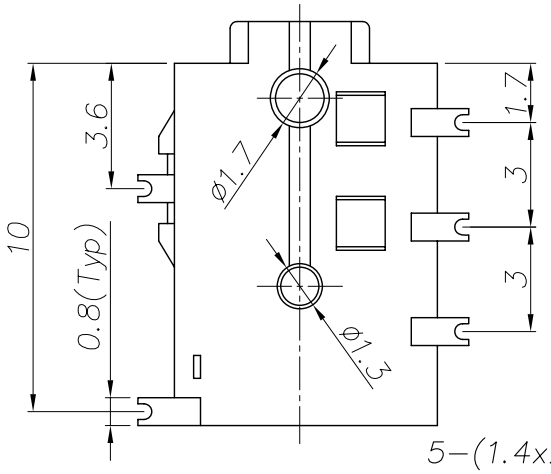

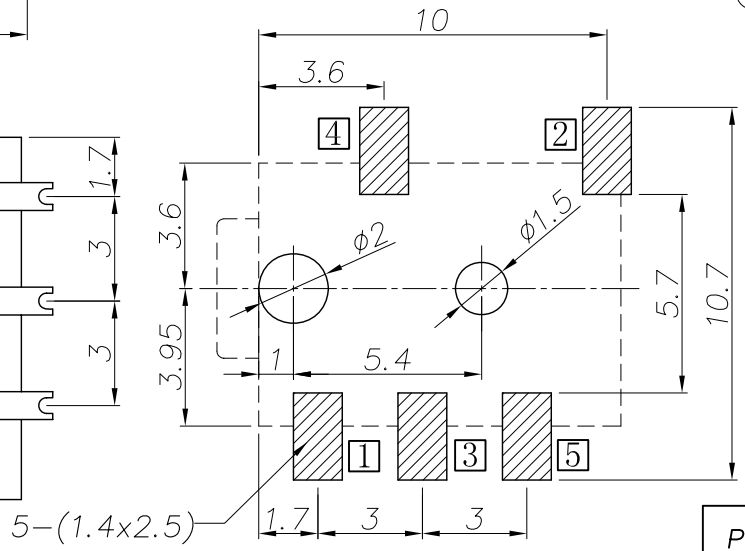

P.C.B Layout
(Copper-sided view)

P/N	TPJ-2A300-A	TPJ-2A300-B	TPJ-2A300-C	TPJ-2A300-D
Schematic code	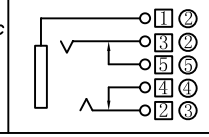	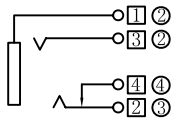	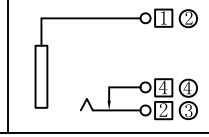	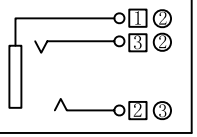

Circuit Diagram □: Terminal NO. ○: Item NO.

SPECIFICATION

1.Rating : DC 30V 0.5A;
2.Contact resistance: ≤30mΩ;
3.Insulation resistance: ≥100MΩ (DC250V);
4.Withstand voltage: 500VAC ;
5.Insertion and extraction force: 3-25N;
6.life test: 5000 cycles。

NO.	DESCRIPTION	QTY	MATERIAL	PART NO. ⚠	PLATING
⑤	Shunt terminal	1	C5191-H T=0.2	TPJ2A300-04(WP-739)	Au-Plating
④	Shunt terminal	1	C5191-H T=0.2	TPJ2A300-03(WP-738)	Au-Plating
③	Tip spring	1	BeCu T=0.2	TPJ2A300-02(TP-740)	Au-Plating
②	Ring spring	2	BeCu T=0.2	TPJ2A300-01	Au-Plating
①	Housing	1	PA9T,UL 94V-0	TPJ2A300-S1(ST-737)	

SYM	DISCRIPTION	DATE	APPROVED
△			
△			
△			
△			
△			

TACLEX *TACLEX ELECTRONICS CO., LTD.*

TOLERANCES UNLESS OTHERWISE SPECIFIED LINEAR: ±0.2 ANGULAR: ±3°			SIGNATURES		DATE	TITLE EARPHONE JACK
			DRAWN	Andy	2008.10.27	
REVISIONS A		SCALE 5/1	CHK'D	Alex	2008.10.27	NO. TPJ-2A300
			APPV'D	Rex	2008.10.27	