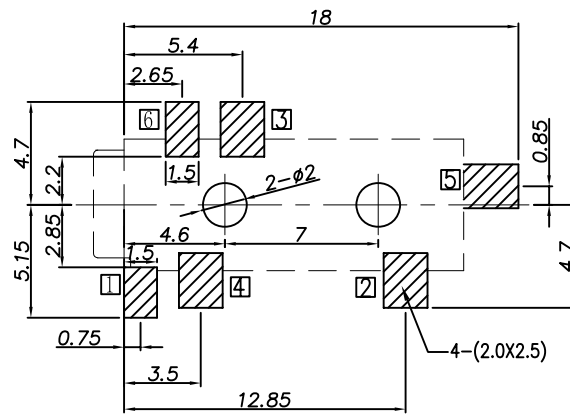
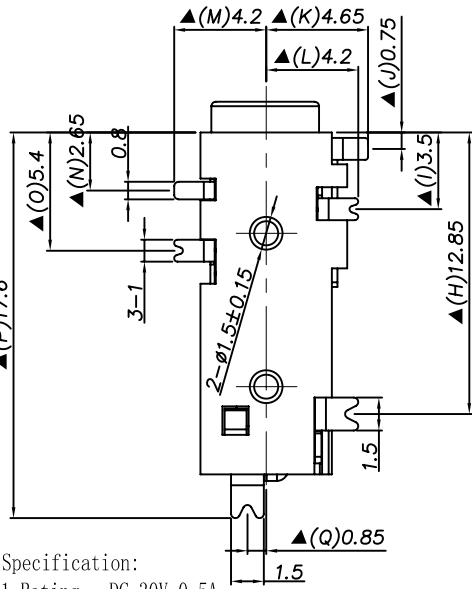


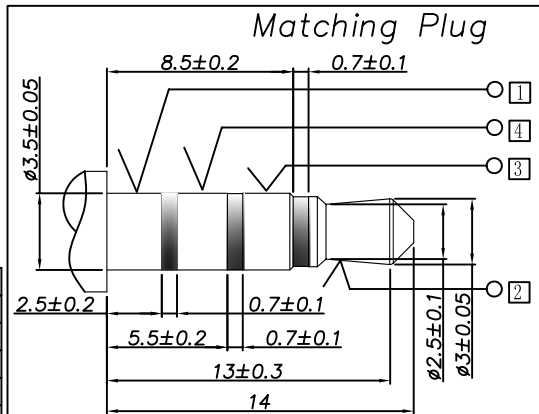
Ordering information:
 TPJ-3A37B-? 9T OAS 001
 (1) (2) (3)(4)(5)(6)(7)
 (1):Series No.
 (2):Schematic option:
 I?K?J?M?A?D
 (3):Material of housing:
 9T=PA9T
 (4):Housing color:
 Zero OA=Black
 (5):Terminal plating:
 S=Silver(Ag)
 (6):Special option:
 00=No special option
 (7):Packing mode:
 1=Tape reel packing



P. C. B Layout
(Copper-sided view)

Model No.	TPJ-3A37B-I	TPJ-3A37B-K	TPJ-3A37B-J	TPJ-3A37B-M	TPJ-3A37B-A	TPJ-3A37B-D
Schematic						

- Specification:
- Rating : DC 30V 0.5A;
 - Contact resistance: $\leq 50m\Omega$;
After test: $\leq 100m\Omega$
 - Insulation resistance: $\geq 100M\Omega$ (500VDC);
After test: $\geq 50M\Omega$
 - Withstand voltage: 500VAC ;
 - Insertion and extraction force: 3N~30N;
 - life test: 5000cycles min;
 - Operation temperature range: -20°C~70°C;
 - Preservation temperature range: -40°C~85°C;
 - Sign"▲" is importance dimension;



⑧	Shunt terminal	⑥	1	Brass 0.2t	TPJ-3A370-05	Silver plating
⑦	Shunt terminal	⑤	1	Brass 0.3t	TPJ-3A370-04	Silver plating
⑥	Ring spring	④	1	Stainless steel 0.2t	TPJ-3A370-01	Silver plating
⑤	Ring spring	③	1	Stainless steel 0.2t	TPJ-3A370-01	Silver plating
④	Tip spring	②	1	Phosphor bronze 0.3t	TPJ-3A370-02	Silver plating
③	Earth spring	①	1	Phosphor bronze 0.25t	TPJ-3A37B-01	Silver plating
②	Cover		1	PA46,UL 94V-0	TPJ-3A370-S2	
①	Housing		1	PA9T,UL 94V-0	TPJ-3A37F-S1	
NO.	DESCRIPTION	QTY	MATERIAL	PART NO.	REMARK	

TACLEX TACLEX ELECTRONICS CO., LTD.

TOLERANCES UNLESS OTHERWISE SPECIFIED LINEAR: ± 0.30 ANGULAR: $\pm 3^\circ$		SIGNATURES	DATE	TITLE
DRAWN	Amy		2009.07.22	EARPHONE JACK
CHK'D	Alex		2009.07.22	
APPV'D	Rex		2009.07.22	
REVISIONS	A	SCALE	5/1	NO. TPJ-3A37B

SYM	DISCIPTION	DATE	APPROVED
△			
△			
△			
△			