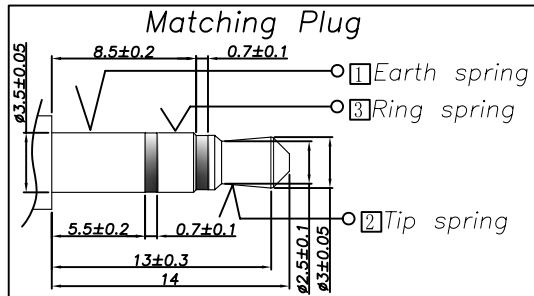
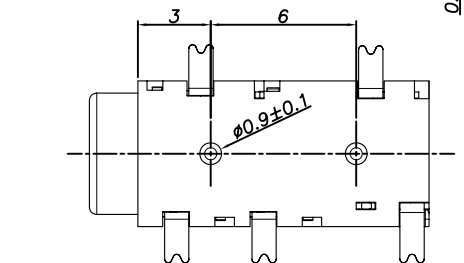
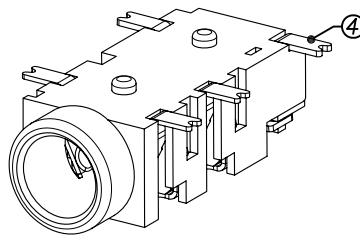
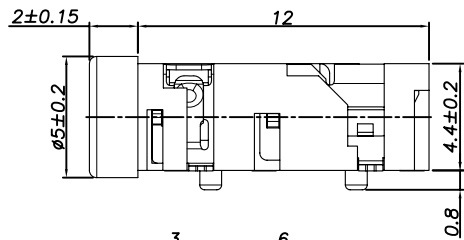


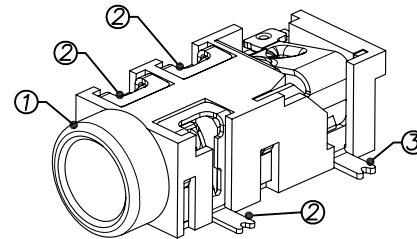
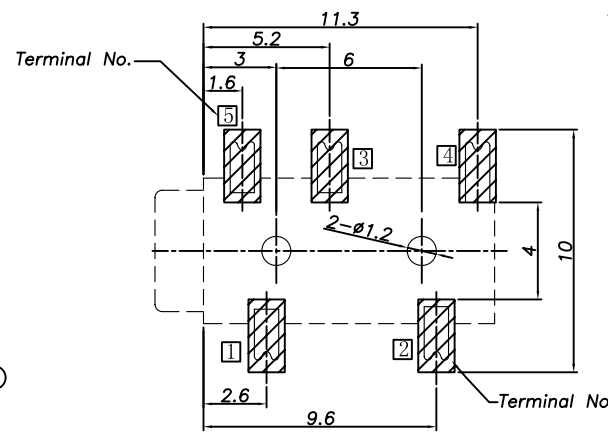
$\phi 3.6 \pm 0.04$



SPECIFICATION

1. Rating : DC 30V 0.5A;
2. Contact resistance: $\leq 30\text{m}\Omega$;
3. Insulation resistance: $\geq 100\text{M}\Omega$ (DC250V);
4. Withstand voltage: 500VAC ;
5. Insertion and extraction force: 3-30N;
6. life test: 5,000 cycles.

P. C. B Layout
(Copper-sided view)



Ordering information:

TPJ-3A36A-□ LC 0A □ 00 1
(1) (2) (3) (4) (5) (6) (7)

- (1): Series No
- (2): Schematic option: B C D K P
- (3): Material of housing:
LC=LCP
- (4): Housing color:
0A=Black (Standard)
- (5): Terminal plating
G=Gold (AU)
S=Silver (Ag) (Standard)
- (6): Special option
00=No special option,
- (7): Packing mode:
1=Reel packing

Model No.	TPJ-3A36A-B	TPJ-3A36A-C	TPJ-3A36A-D
Schematic			
Model No.	TPJ-3A36A-K	TPJ-3A36A-P	
Schematic			

□ : TERMINAL NO. ○ : ITEM NO.

④	Shunt terminal	1	Bronze, t=0.25	TPJ-3A36A-04	Silver/Gold plating
③	Tip spring	1	Be-cu, t=0.25	TPJ-3A36A-02	Silver/Gold plating
②	Ring spring	3	Bronze, t=0.2	TPJ-3A36A-01	Silver/Gold plating
①	Housing	1	LCP	TPJ-3A36A-S1	
ITEM NO.	DESCRIPTION	QTY	MATERIAL	PART NO.	REMARK



TACLEX

TACLEX ELECTRONICS CO., LTD.

TOLERANCES UNLESS OTHERWISE SPECIFIED LINEAR: ± 0.1 ANGULAR: $\pm 3^\circ$		SIGNATURES		DATE	TITLE
REVISIONS		DRAWN	Eric	2008.04.30	EARPHONE JACK
A		CHK'D	Alex	2008.04.30	
		APPV'D	Rex	2008.04.30	
SCALE		NO.		TPJ-3A36A	
5/1					

△			
△			
△			
△			
△			
SYM	DISCRIPTION	DATE	APPROVED