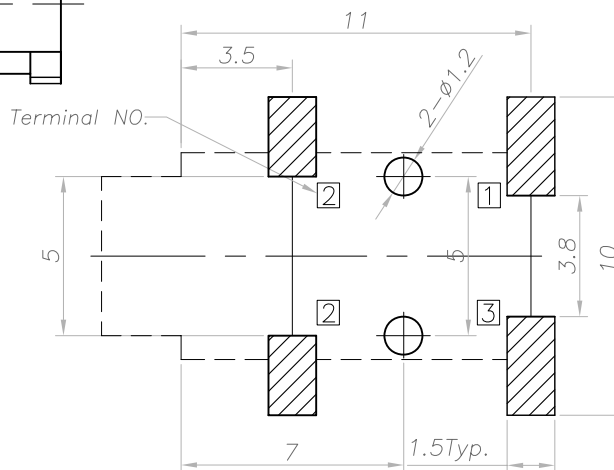


P. C. B. Layout  
(Copper-side view)



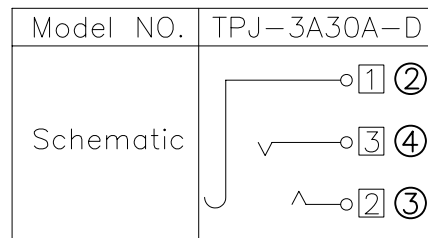
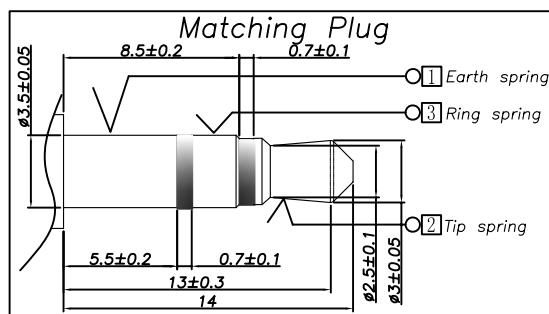
Ordering information:

TPJ-3A30A-□ □□ □□ □ □□□  
① ② ③ ④ ⑤ ⑥ ⑦

- ①: Series No
- ②: Schematic option: D
- ③: Material of housing:  
ST=Stanyl (PA46) PC=PC
- ④: Housing color:  
0A=Black (Standard) 2\_=Red  
3\_=Orange  
4\_=Yellow  
5\_=Green
- ⑤: Terminal plating  
S=Silver (Ag) (Standard)
- ⑥: Special option  
00: No special option,
- ⑦: Packing mode:  
1: Reel packing  
3: Plastic box packing  
4: Bag packing

SPECIFICATION

1. Rating : DC 30V 0.5A;
2. Contact resistance:  $\leq$ 30m $\Omega$ ;
3. Insulation resistance:  $\geq$ 100M $\Omega$  (DC250V);
4. Withstand voltage: 500VAC ;
5. Insertion and extraction force: 3-30N;
6. life test: 5,000 cycles.



□: TERMINAL NO. ○: ITEM NO.

④	Ring spring	1	Bronze	TPJ-3A30A-03 (TP2-700)	Ag-Plating
③	Tip spring	1	Brass	TPJ-3A30A-02 (JA-702)	Ag-Plating
②	Earthing spring	1	Bronze	TPJ-3A30A-01 (TP1-701)	Ag-Plating
①	Housing	1	PC/PA46	TPJ-3A30A-S1 (ST-610)	
NO.	DESCRIPTION	QTY	MATERIAL	PART NO.	PLATING

**TACLEX** TACLEX ELECTRONICS CO., LTD.

TOLERANCES UNLESS OTHERWISE SPECIFIED LINEAR: $\pm$ 0.10 ANGULAR: $\pm$ 3°	SIGNATURES		DATE	TITLE
	DRAWN	Eric	2007.06.12	EARPHONE JACK
	CHK'D	Alex	2007.06.12	NO.
REVISIONS A	SCALE 5/1	APPV'D Rex	2007.06.12	TPJ-3A30A

△			
△			
△			
△			
△			
SYM	DISCRIPTION	DATE	APPROVED
1			
2			
3			