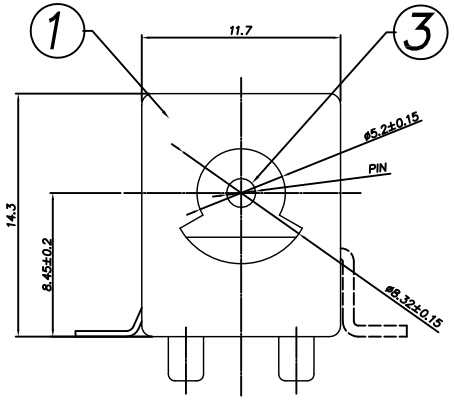

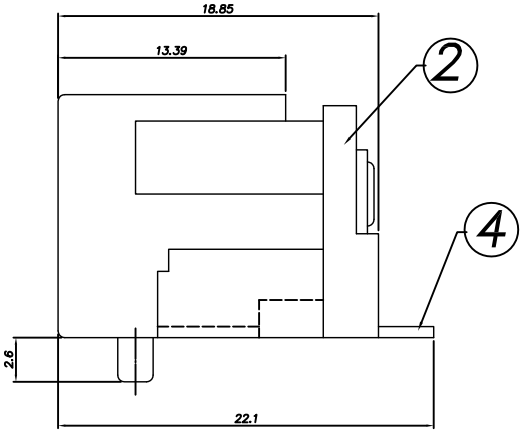

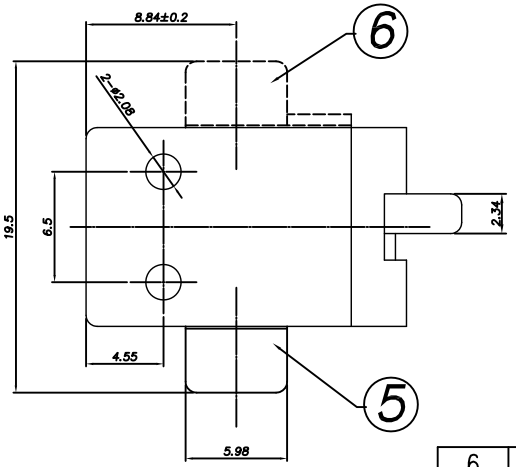

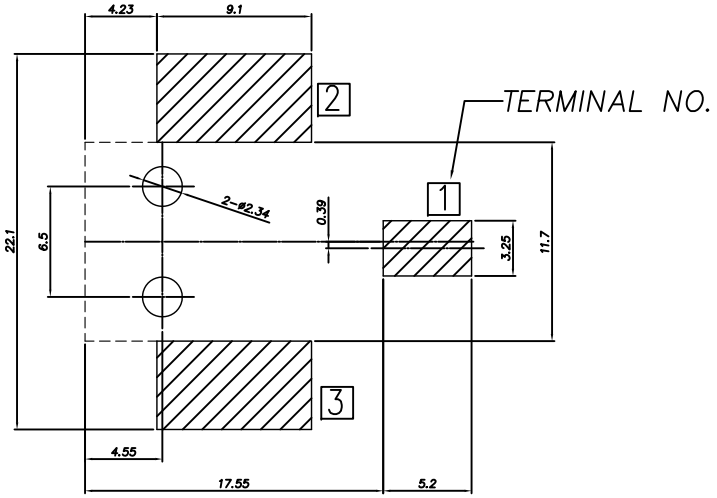

P.C.B Layout
(Printed-sided view)

TDJ-A1790-A	TDJ-A1790-B
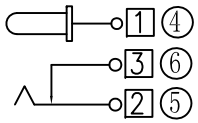	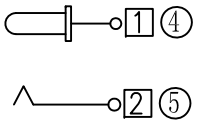
CIRCUIT DIAGRAM	

□ : TERMINAL NO. ⬭ : ITEM NO.

Model No.	TDJ-A1790-_D	TDH-A1790-_E	TDJ-A1790-_F
PIN	ø1.10	ø1.30	ø1.45

6	Shunt terminal	1	Brass t=0.5	Ag-Plating
5	Tip spring	1	Bronze t=0.25	Ag-Plating
4	Center pin terminal	1	Brass t=0.5	Ag-Plating
3	Center pin	1	Brass	Ni-Plating
2	Cover	1	PA9T, UL-94V-0	
1	Housing	1	PA9T, UL-94V-0	

SPECIFICATION
1.Rating : DC 30V 1.0A;
2.Contact resistance: ≤30mΩ;
3.Insulation resistance: ≥100MΩ (DC250V);
4.Withstand voltage: 500VAC ;
5.Insertion and extraction force: 3-20N;
6.life test: 5,000 cycles。

SYM	DISCRIPTION	DATE	APPROVED
△			
△			
△			
△			
△			

TACLEX TACLEX ELECTRONICS CO., LTD.

TOLERANCES UNLESS OTHERWISE SPECIFIED LINEAR: ±0.30 ANGULAR: ±3°	SIGNATURES		DATE	TITLE DC POWER JACK
	DRAWN	Johnson	2011.5.20	
	CHK'D	Alex	2011.5.20	NO. TDJ-A1790
REVISIONS A / SCALE 5/1	APPV'D	Rex	2011.5.20	